

### ECONOMIC COMMENTARY - DR. FRANCOIS STOFBERG

#### Geopolitics, tech, and central banks

The past week, global markets faced a potent mix of geopolitical uncertainty, unconventional trade policies, and shifting central bank signals.

#### US/China tech tensions: The Nvidia/AMD deal

In a first-of-its-kind move, Nvidia and AMD agreed to pay the United States (US) government 15% of their revenue from certain chip sales to China in exchange for export licences. For Nvidia, that could mean billions annually, given Bernstein's \$23 billion estimate for 2025 Chinese H20 chip sales. The deal reopens a vital market but sets a precedent for state revenue-sharing in corporate exports, potentially introducing a quasi-tax on strategic industries. While it boosts short-term earnings, the arrangement raises security concerns and highlights Washington's evolving export-control strategy, moving from outright bans to conditional market access. If copied, such models could reshape margins and supply chains across multiple sectors.

#### Tariff walls and inflation risks

Trump's tariff regime has pushed the US' effective tariff rate to 9.1%, its highest since the 1930s. Goldman Sachs expects these levies to lift annual Consumer Price Index (CPI) inflation to 3.3% by the end of 2025 (2.5% excluding tariff effects). July's CPI, due soon, is forecast to rise 0.2% month-on-month but political interference fears risk undermining trust in official data. With tariffs feeding into core inflation, the Federal Reserve's (Fed's) scope for near-term rate cuts may narrow.

#### The Fed's independence

Fed Chair Jerome Powell has resisted Trump's push for aggressive cuts despite inflation ticking up to 2.6%. Powell's term ends in May, sparking speculation over successors such as Kevin Hassett, seen as more aligned with the administration's growth-first agenda. History shows that presidents often appoint Fed Chairs expecting loyalty, only to see them prioritise inflation control. Markets will watch closely: A politically driven Fed risks undermining credibility, steepening bond yields, and adding currency volatility.

#### Energy markets

Spain's solar boom (spurred on by policy support and abundant sunshine) has led to oversupply, crushing wholesale power prices. Without matching storage or demand growth, this could deter future investment, underscoring the volatility of unbalanced renewable expansion. Conversely, oil majors are pivoting back to fossil fuel exploration. Slower-than-expected clean energy uptake and geopolitical energy security concerns are reviving long-term demand projections for oil and gas, complicating global decarbonisation goals.

#### Geopolitics: The Alaska Summit

European leaders are pressing Washington to take a harder stance against Moscow ahead of the 15 August Trump/Putin talks. Brussels is exploring using frozen Russian sovereign assets to fund Ukraine while warning against any territorial concessions. Markets will respond sharply: A ceasefire could trigger a Ukrainian bond rally, while a breakdown could spike commodities and drive safe-haven flows.

#### Global central banks: Policy divergence

The Reserve Bank of Australia is expected to cut rates to 3.6% after inflation eased to 2.7%. In contrast, the Fed and the Bank of England face tougher trade-offs between cooling labour markets and tariff-driven price pressures. Divergent paths could fuel currency swings, particularly in USD/AUD and USD/GBP.

#### What does this mean for investors?

- + **Equities:** US tech gains from renewed China access may be tempered by regulatory overhangs. Defence, artificial intelligence, and energy stocks remain geopolitically sensitive.
- + **Fixed income:** Higher tariff-driven inflation could delay easing by the Fed, keeping Treasury yields elevated.
- + **Commodities:** Oil is supported by supply-side shifts, while solar market volatility highlights renewable investment risks.
- + **Foreign exchange:** Central bank divergence offers tactical opportunities in AUD and GBP.

Global markets remain caught between short-term boosts from selective trade openings and longer-term headwinds from inflation, policy unpredictability, and shifting geopolitical alliances.

Kind regards  
**Marius du Toit**  
Managing Executive: Efficient Benefit Consulting



## YOUR WEEKLY ECONOMIC UPDATE

13 August 2025

t: 021 007 1550 | t: 087 944 7999  
e: [info@efcorporate.co.za](mailto:info@efcorporate.co.za)

Efficient Corporate Solutions (Pty) Ltd is  
an authorised financial services provider,  
FSP 48026.

**For every one to attain financial  
well-being**

# EFFICIENT

## CORPORATE SOLUTIONS



### UPDATE

Global Indices, Currencies and Commodities, 13 August 2025

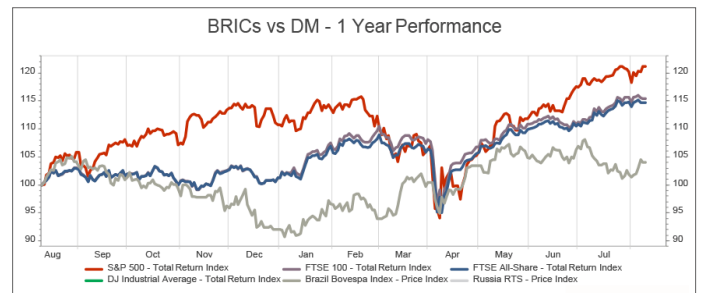
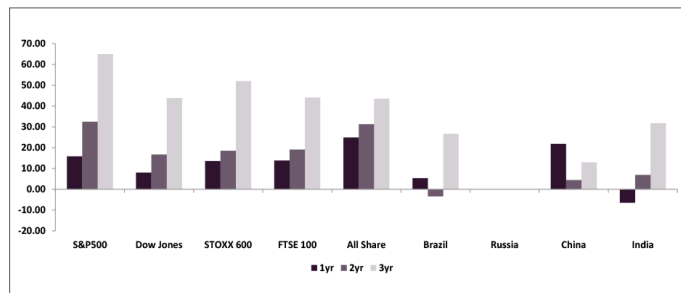
#### GLOBAL INDICES

South Africa	Close	1M %	1 Year %	2Y Ann %	5Y Ann %
All Share	100855.21	3.7%	25%	15%	12%
Top 40	93492.91	4.4%	27%	14%	12%
Mid Cap	99248.29	0.8%	17%	13%	11%
Small Cap	94127.39	0.8%	17%	17%	21%
Resource 20	90181.03	16.5%	54%	23%	9%
Industrial 25	138926.34	1.1%	27%	14%	13%
Financial 15	21163.76	-0.7%	9%	11%	16%

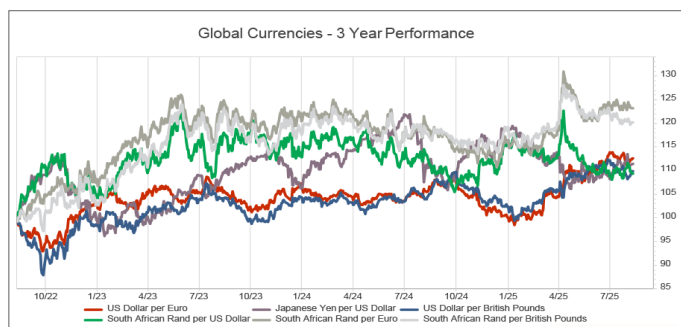
Europe	Close	1M %	1 Year %	2Y Ann %	5Y Ann %
FTSE 100	9095.73	2.7%	12%	10%	9%
DAX 30	24162.86	-0.2%	37%	24%	14%
CAC 40	7743	-0.3%	7%	3%	10%
STOXX 600	547.08	0.3%	10%	9%	9%
Russia RTS	955.46	0.0%	0%	0%	-6%

Asia	Close	1M %	1 Year %	2Y Ann %	5Y Ann %
Nikkei 225	41820.48	5.4%	20%	14%	13%
Hang Seng	24858.82	2.9%	47%	14%	0%
Shanghai	3635.1282	3.9%	27%	6%	2%
India SENSEX	79857.79	-4.6%	1%	10%	16%

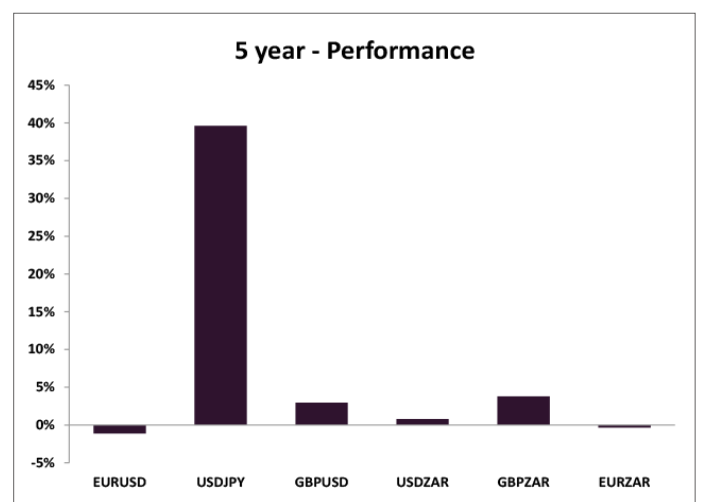
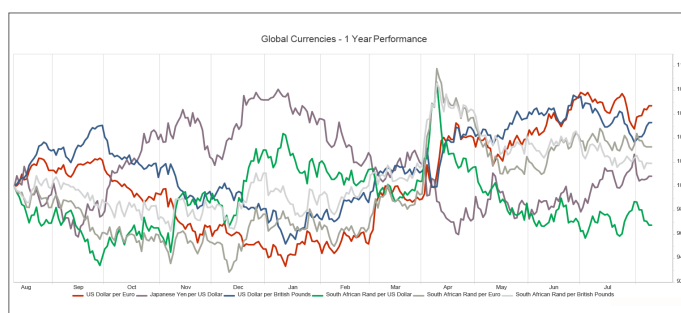
Americas	Close	1M %	1 Year %	2Y Ann %	5Y Ann %
Dow Jones	44175.61	-0.1%	12%	12%	10%
S&P 500	6389.45	2.6%	20%	19%	14%
Nasdaq	21450.021	5.1%	29%	24%	14%
Russel 1000	44175.61	-0.1%	12%	12%	10%
Brazil Bovespa	135913.25	-2.4%	6%	7%	6%



#### CURRENCIES

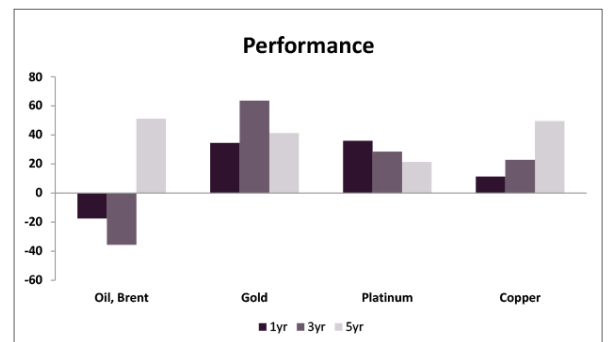
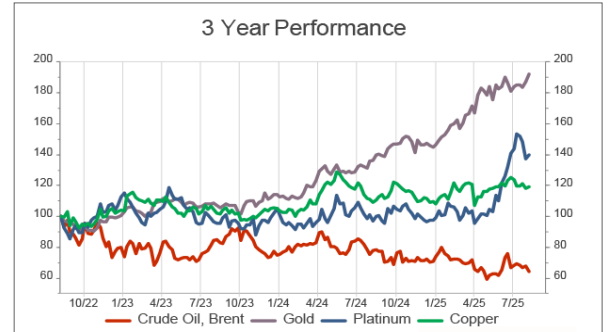
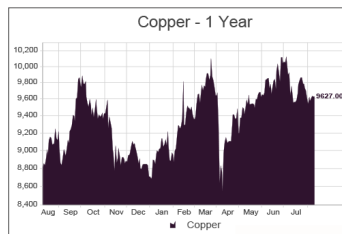
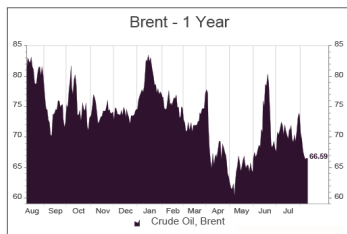
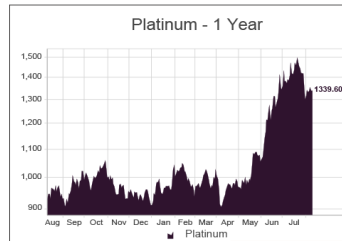
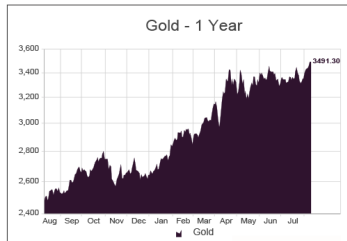


Currencies	Close	1M %	1 Year %	2Y Ann %	5Y Ann %
USD/ZAR	17.72	-1.2%	-3%	-3%	0%
GBP/ZAR	23.82	-1.7%	2%	0%	1%
EUR/ZAR	20.66	-1.5%	3%	0%	0%
AUD/ZAR	11.56	-1.9%	-4%	-3%	-2%
EUR/USD	1.17	-0.3%	7%	3%	0%
USD/JPY	147.83	0.3%	1%	1%	7%



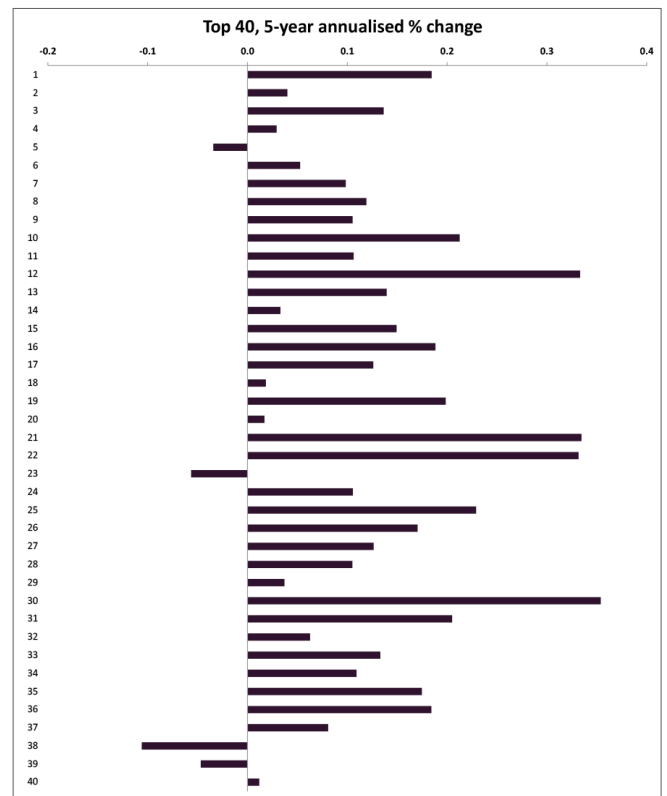
#### COMMODITIES

Commodities	Close	1M %	1 Year %	2Y Ann %	5Y Ann %
Gold	3491.30	3.5%	34%	26%	2%
Platinum	1339.60	-3.7%	36%	16%	-3%
Silver	38.54	4.9%	32%	23%	-2%
Brent Crude	66.59	-8.2%	-18%	-13%	11%
Copper	9627.00	-3.0%	11%	8%	6%



#### TOP 40

Top 40		Close	1M %	1 Year %	2Y Ann %	5Y Ann %
1	ABSA GROUP LTD	177.56	0.0%	17%	-1%	18%
2	ANGLO AMERICAN PLC	515.25	-4.3%	1%	0%	4%
3	ANGLO GOLD ASHANTI	1023.49	26.8%	92%	71%	14%
4	ANHEUSER-BUSCH INBEV	1097.94	-9.4%	-1%	2%	3%
5	ASPEN	112.18	-3.0%	-52%	-25%	-3%
6	BHP Group Limited	466.80	4.8%	-5%	-9%	5%
7	BID CORP LTD	456.62	0.7%	7%	4%	10%
8	BRITISH AMERICAN TOBACCO PLC	1009.09	18.7%	54%	28%	12%
9	BIDVEST GROUP LIMITED	230.75	-2.2%	-14%	-8%	11%
10	COMPAGNIE FINANCIERE	2894.32	-14.3%	9%	1%	21%
11	CLICKS GROUP	371.41	1.0%	5%	14%	11%
12	CAPITEC	3510.25	-1.0%	27%	41%	33%
13	DISCOVERY	213.16	-3.6%	52%	17%	14%
14	EXXARO RESOURCES LTD	163.11	3.8%	-11%	4%	3%
15	FIRSTRAND	75.68	0.6%	-5%	2%	15%
16	GOLDFIELDS LTD	557.97	32.6%	92%	49%	19%
17	GLENORE PLC	68.46	-7.7%	-27%	-18%	13%
18	GROWTHPOINT	14.39	4.3%	11%	5%	2%
19	HARMONY GOLD MINING	284.00	13.2%	63%	94%	20%
20	IMPLATS	175.73	3.0%	113%	26%	2%
21	INVLT	129.17	-2.4%	-4%	7%	33%
22	INVESTEC	129.43	-1.9%	-3%	6%	33%
23	MONDI PLC	254.52	-11.0%	-24%	-10%	-6%
24	MR PRICE GROUP LTD	207.88	-4.3%	-5%	18%	11%
25	MTN GROUP	165.00	15.8%	99%	14%	23%
26	NEDBANK	229.43	-5.5%	-18%	0%	17%
27	NASPERS -N	5598.22	1.3%	56%	29%	13%
28	NEPI ROCKCASTLE PLC	139.80	2.7%	1%	12%	11%
29	OLD MUTUAL LTD	12.30	0.2%	3%	-3%	4%
30	OUTSURANCE	75.80	-4.4%	62%	41%	35%
31	PEPKOR HOLDINGS LTD	26.33	-6.0%	34%	25%	21%
32	PROSUS NV	1042.50	4.3%	62%	29%	6%
33	REMGRO	165.73	-1.9%	24%	2%	13%
34	REINET INVESTMENTS SCA	522.03	-2.3%	10%	10%	11%
35	STANBANK	230.82	1.7%	7%	9%	17%
36	SHOPRITE	266.84	-3.9%	-8%	2%	18%
37	SANLAM	85.83	-3.2%	8%	15%	8%
38	SASOL	86.59	-5.5%	-34%	-41%	-11%
39	Sibanye Stillwater Ltd	40.03	18.6%	124%	14%	-5%
40	VODACOM GROUP LIMITED	137.46	-2.2%	38%	10%	1%



Efficient Corporate Solutions (Pty) Ltd is an authorised financial services provider, FSP 48026.

**Disclaimer:** This material is not suitable for retail clients. It is for professional investors and financial advisors only. Efficient Corporate Solutions (Pty) Ltd defines 'professional investors' as those (e.g. investment managers, trustees, and financial intermediaries) who have the appropriate expertise and knowledge with regards to investment markets and current strategies. Although every effort has been made to ensure the accuracy of the content, Efficient Corporate Solutions (Pty) Ltd accepts no liability in respect of any errors or omissions contained herein. The forecasts stated in this content, if any, are the result of statistical modelling, based on some assumptions. Forecasts are subject to a high level of uncertainty regarding future economic and market factors that may affect actual future performance. The forecasts are provided for information purposes as at the publish date of this content. Efficient Corporate Solutions (Pty) Ltd assumes no obligation to provide updates or changes to this data as assumptions, economic and market conditions, models or other matters, change. The data contained in this content has been sourced by several investment managers and research professionals trusted by Efficient Corporate Solutions (Pty) Ltd. The content cannot be construed as financial advice and do not confer any rights whatsoever, enforceable against any party and do not replace any legal contract or policy which may be subject to terms and conditions. Past performance is no guarantee of future performance. Efficient Corporate Solutions (Pty) Ltd retains the right to amend any information at any time and without prior notice. Efficient Corporate Solutions (Pty) Ltd, its affiliates and individuals associated with it, may (in various capacities) have positions or deal in securities (or related derivative securities), financial products or investments, identical or similar to the products and securities stated, but do not hold material positions, nor seek to profit from the report. Should a conflict of interest between your interests and those of Efficient Corporate Solutions (Pty) Ltd be identified, Efficient Corporate Solutions (Pty) Ltd will use reasonable endeavours to disclose such conflict, together with details of any measures taken to avoid or mitigate the conflict situation. Such disclosure will include, but not be limited to, details of any ownership or financial interest (apart from those considered immaterial) that Efficient Corporate Solutions (Pty) Ltd may have or may become eligible for. Such disclosure will be made in sufficient detail for there to be a reasonable understanding of the nature of the relationship or interest and the resulting conflict of interest.